

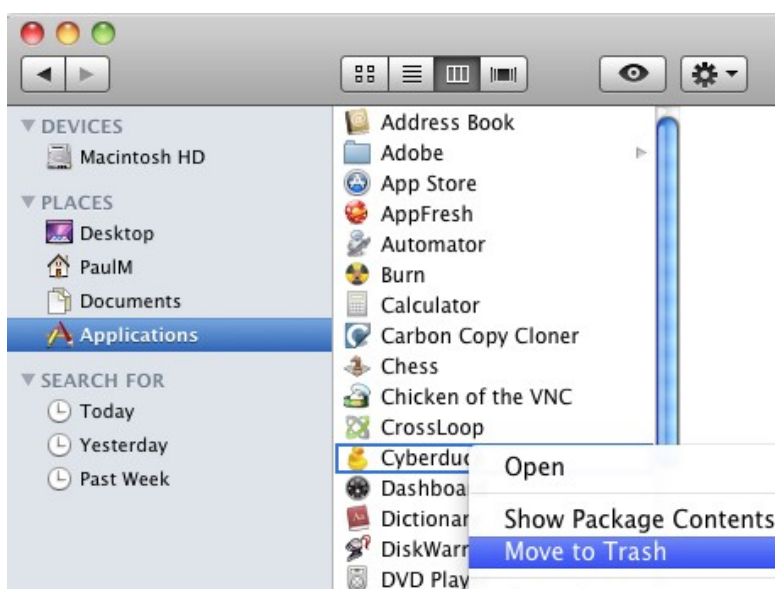
Basic Steps for cleaning up your Mac OS X and increasing performance

Download:

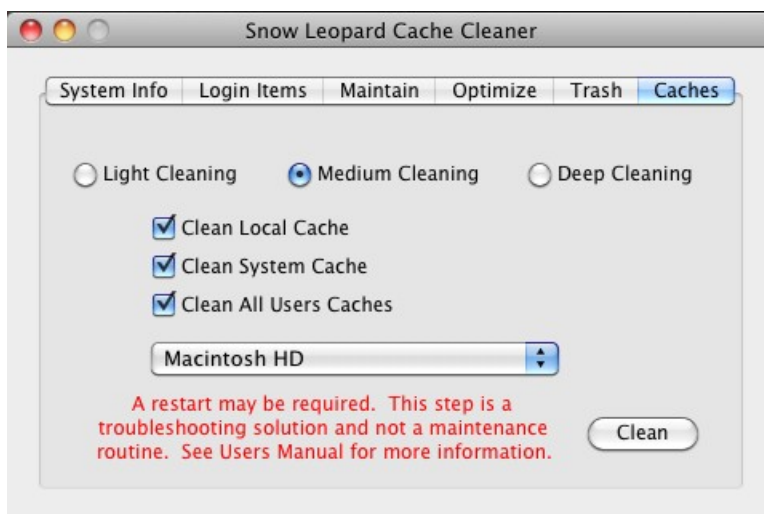
Snow Leopard Cache Cleaner - <http://www.northernsoftworks.com/snowleopardcache cleaner.html>

You can use the 'Demo' feature of Snow Leopard Cache Cleaner. If you like the program, you should purchase it for \$9.99 from the publisher.

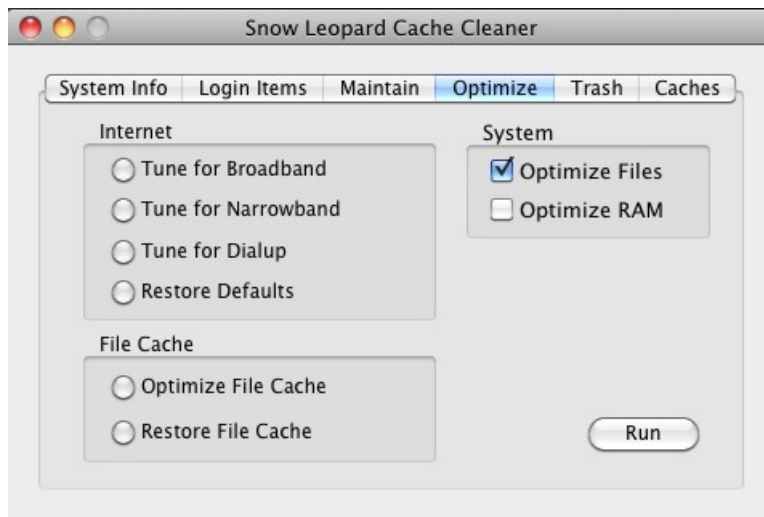
- 1) Delete any applications you don't use anymore
 1. Open Finder > Applications and drag old apps to Trash or right click and move to Trash
 2. Delete any old files you no longer use



3. Open Snow Leopard Cache Cleaner
 1. Click the 'Caches' tab
 1. Click 'Medium Cleaning' and check all 3 options then 'Clean'



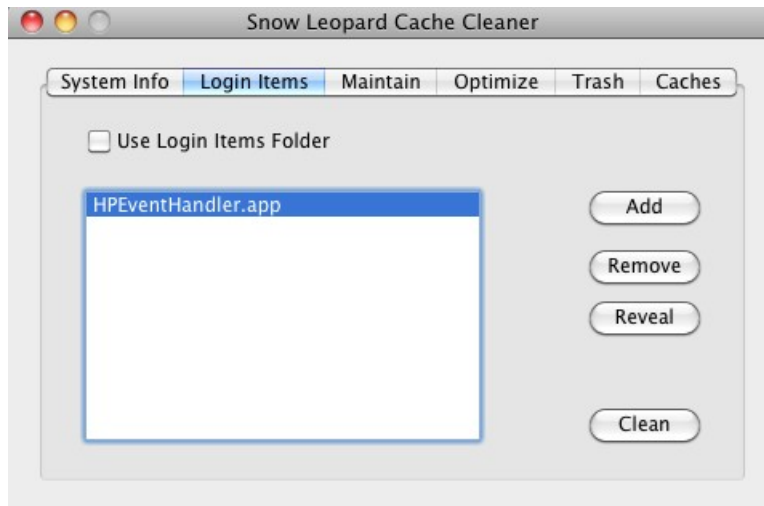
2. Click the 'Optimize' tab
 1. Check the 'Optimize Files' option and 'Run'



3. Click the 'Maintain' tab
 1. Select 'All' and 'Run'



4. Click the 'Login Items' tab
 1. Select items no longer needed and remove



5. If you suspect a Virus or Malware, you can install *Clam Antivirus* from the top menu in SLCC

